

M1-Series Tank...

## BUSTLE RACK CARGO NET



One of the last things a crewman wants to see is his vehicle's load scattered out-and-about on the trail.

So use NSN 3940-01-503-8210 to get an adjustable cargo net for the bustle rack on the M1-series tank. The black-nylon net hooks into place over the bustle rack, and easily adjusts for a snug fit.

A three-position molded nylon clamp locks a clinching rope, which goes around the entire net.

Each net comes with a storage bag and attachment instructions.

Use NSN 3940-01-503-8210 to get a cargo net for bustle rack(s)




## Tarp Tiedown Kit

A snug fit is what you need when it comes to securing a tarp on the tank's turret.

To help keep the tarp snug, use NSN 3990-01-512-9476 to get a universal quick tie-down kit. The kit includes a black 12-foot nylon rope with adjustable locking device. At one end of the rope is a powder-coated snap hook. A 2-in open hook attaches to the locking device with its push release button.

HEMTT...

# SOAK-UP-BATTERY-SPLATS



HEY!! THAT CORROSION BURNS!

SORRY! I NEED SOMETHING TO SOAK IT UP!

BECAUSE THE HEMTT'S BATTERY BOX SITS DIRECTLY OVER THE VEHICLE'S AIR TANKS, IT'S A GOOD IDEA TO REIN IN BATTERY CORROSION BEFORE IT SPREADS.




Corrosion that drips out of the battery box splatters all over the air tanks. It eats away at the mounting hardware and corrodes fittings. You could lose air pressure for the brakes!

The best way to prevent battery corrosion from spreading is to use a battery mat, NSN 6160-01-389-1966, under the batteries and under the hold-down straps.


The mat comes in a 1x100-ft roll, so you can cut whatever size piece will do the job.

Covering the bottom of the box is a good start, but putting some pieces under the hold-down straps will soak up any boil-over from the battery caps before it has a chance to run down to the bottom of the box.

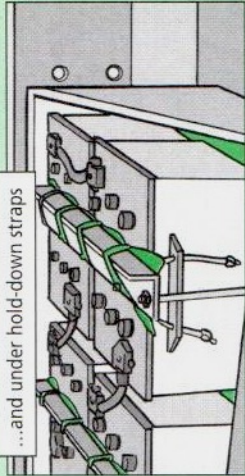
Use 6 1/2-in electrical ties to hold the mat on the straps. Get a bundle of 100 ties with NSN 5975-00-074-2072.



Corrosion from battery box eats away hardware and fittings



Put mats under batteries...




...and under hold-down straps



OH, MAN! WHY HASN'T HE GOT HIMSELF A CAB NET!?

# CAB NET FOR SAFETY

HEMTT, PLS...



NSN 2590-01-522-8060 GETS AN ADJUSTABLE CARGO NET FOR THE HEMTT AND PLS CABS!

One of the last things a HEMTT or PLS driver wants to see is his vehicle's load scattered on the side of the road.

To keep cargo in place, use the adjustable cargo net, NSN 2590-01-522-8060, that fits above the vehicle's cab.

A three-position molded nylon clamp locks a clinching rope, which goes around the entire net. Each net comes with a storage bag and attachment instructions.

By the way, these nets will not fit on HEMTTs or PLSs that have up-armor kits installed on the vehicle.

PS 628

17

MAR 05